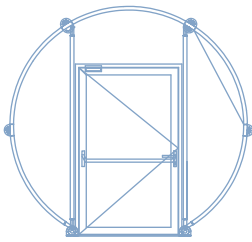
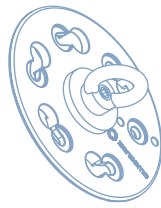


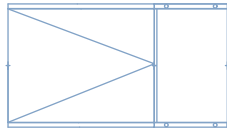
## ZENDOME add-ons (without scale)



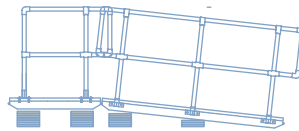
ZENDOME door-systems



ZENDOME.plugin



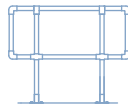
ZENDOME.ramps



Railing for Ramps



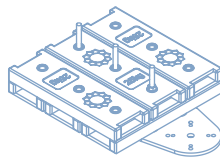
ZENDOME.tunnel connector (floor)



Railing for connector



ZENDOME.weights 25kg



External Loads

More information about ZENDOME.add-ons are available on our web site: [www.zendome.com/add-ons](http://www.zendome.com/add-ons)

## Additional Tool-kit



Emergency Exit



Fire Extinguisher



Smokers Area



Electricity Supply



Water Supply

## SECURITY

Security comes first! By choosing ZENDOME you not only have selected the original but also quality Made in Germany, safety and service. You will get longevity and a perfect fit. Please check with regional regulations and official organizations.

## ZENDOME GmbH

100KW 100KW 100KW 100KW 100KW

100KW 100KW 100KW 100KW 100KW

## Heating System (oil) 100KW 1:200 (Example)

A/C 200KW A/C 200KW A/C 200KW

A/C 200KW A/C 200KW A/C 200KW

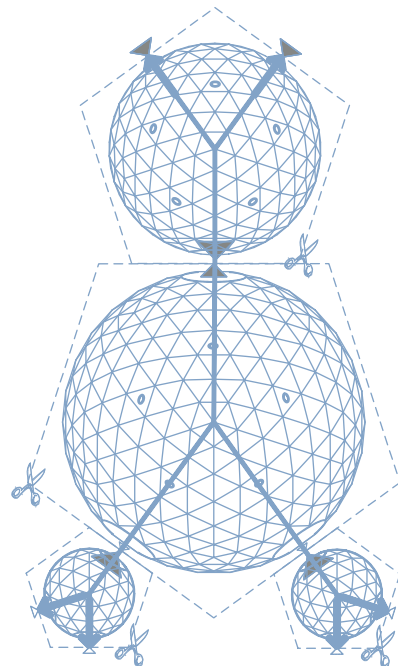
## A/C 200KW 1:200 (example)

WC men WC women

WC men WC women

## WC Container 1:200 (6 toilets 6mx2,5m)

## ZENDOME.domescape



## NOTE

The basic form of the ZENDOME is a "pentagon". Each ZENDOME is designed to have 3 openings in the membrane; this gives you the option to connect with other units in order to build a ZENDOME.domescape (Y-Systematik). For different set-ups and special requests, please do challenge us!