

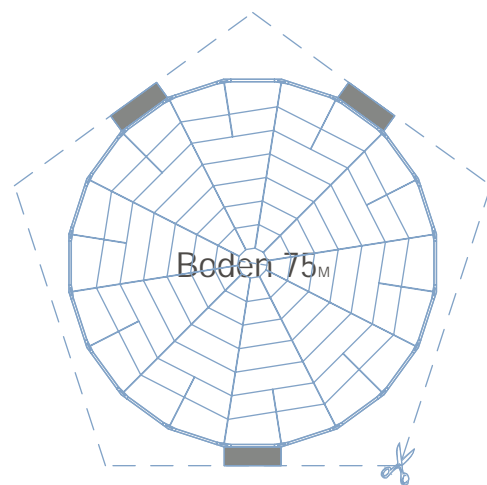
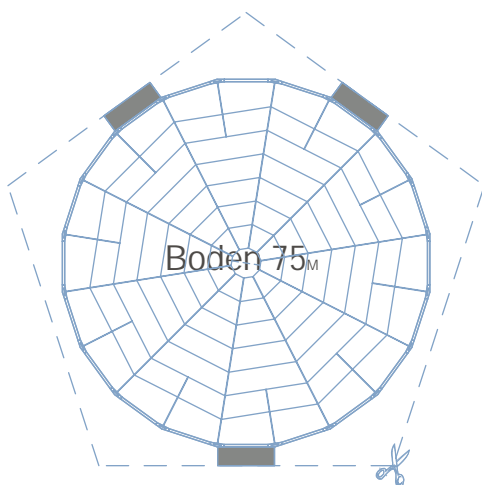


ZENDOME views with / without panorama window



ZENDOME floor plan with / without panorama window



ZENDOME.floor-system with tunnel connectors

TECHNICAL DATA	
Diameter	9,84m
Heigth	6,80m
Exhibition Space	74,9m ²
Membrane Surface	209m ²
Volume	250m ³

NOTE
Just cut the pieces along the dotted lines. To simplify things the ZENDOMEs are located on top of pentagons. Arrows pointing to the circular doorways and forming the Y-structure. Please note that, in real dimensions, 1cm is equivalent to 2m.